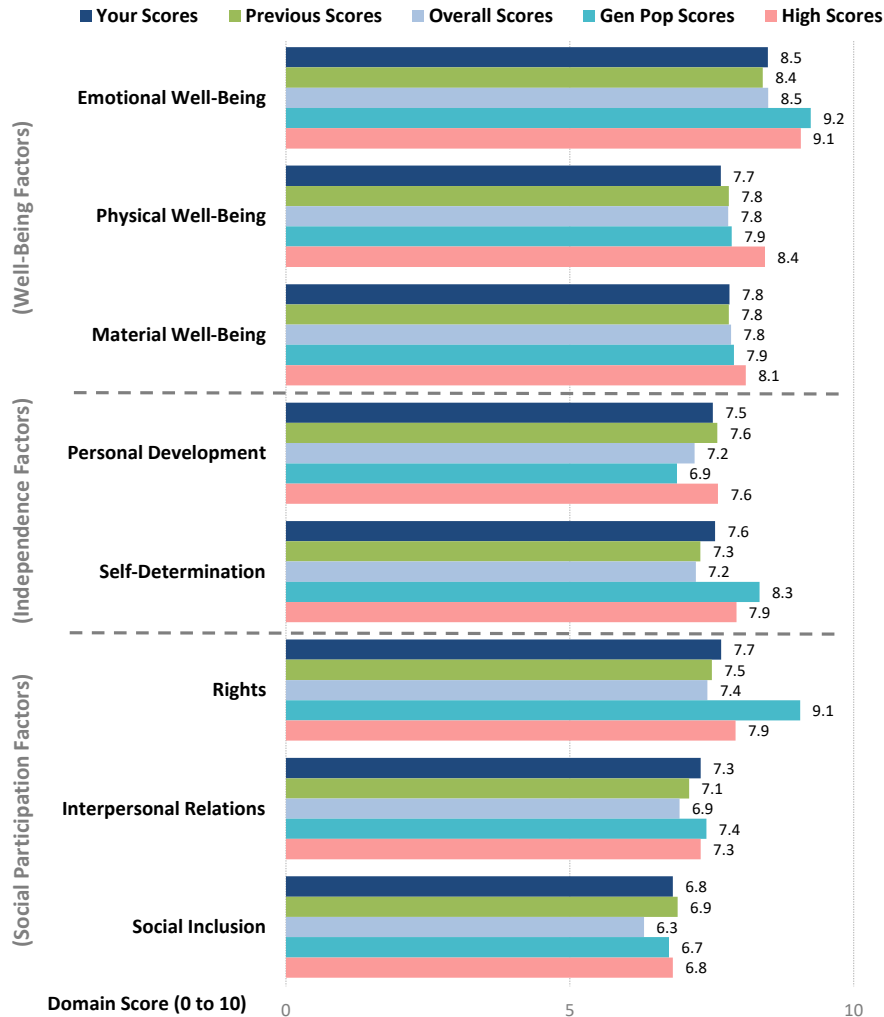
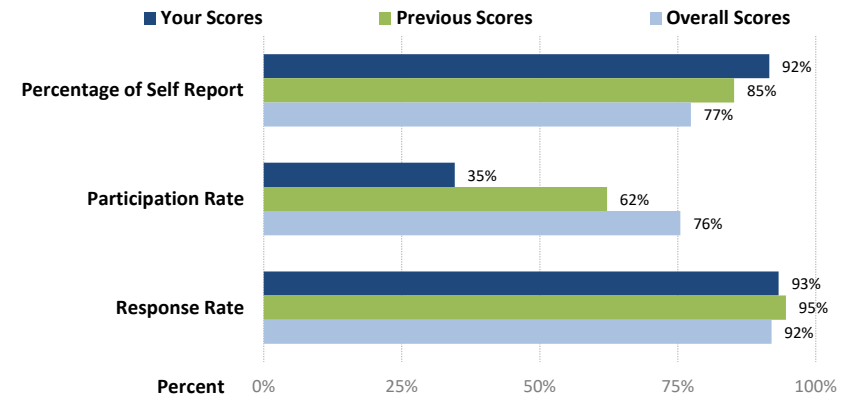


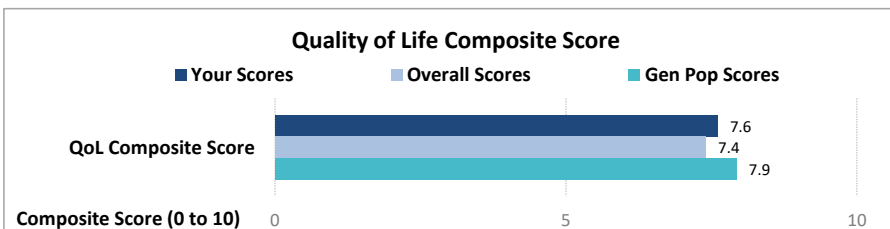
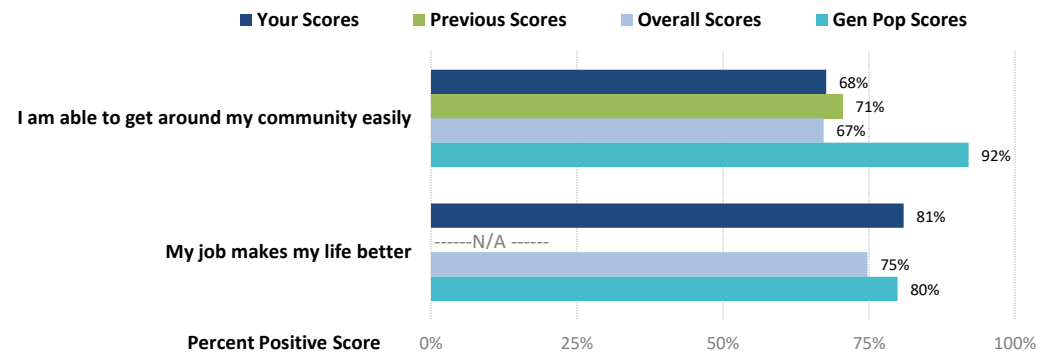
## Quality of Life Domain Scores



## Key Survey Metrics (%)



## Transportation and Employment (Percent Positive)



Quality of Life Framework		Domain Score Correlation with			
Factor	Domain	Feel good about your life?	Ability to get around one's community	Do you have paid work? (Yes/No)	Life is better (those employed) n = 42
Well-Being	Emotional Well-Being	0.531	0.293	weak	0.315
	Physical Well-Being	0.651	0.383	weak	0.549
	Material Well-Being	0.338	0.318	weak	0.322
Independence	Personal Development	0.537	0.356	0.215	0.587
	Self-Determination	0.500	0.446	weak	0.623
Social Participation	Rights	0.406	0.418	weak	0.385
	Interpersonal Relations	0.338	0.270	weak	0.333
	Social Inclusion	0.313	weak	weak	0.394
		Moderate Association .2 ≤ r < .5			Large Association r ≥ .5